

mediaMAX MINI firmware upgrade

Necessary material:


- mediaMAX MINI with version 1.1.12 or later;
- USB 2.0 memory stick;
- Last firmware version for mediaMAX MINI;
- PC;

Previous steps:

- Download last firmware version available for your field strength meter. You can find at: <http://www.ftemaximal.com/ingles/firmware.php>
- Unzip the file downloaded from the web site. It contains:
 - app_mini_usb.bin

Upgrading:

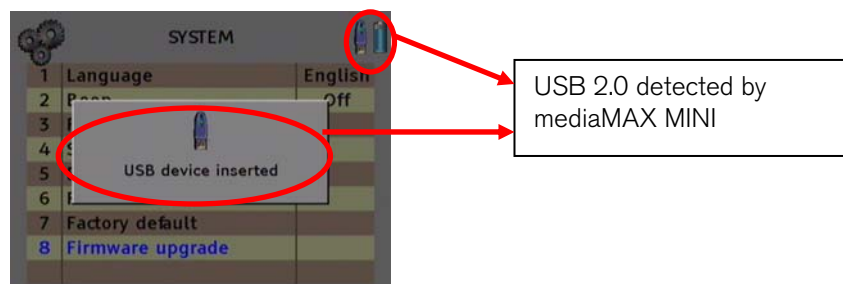
1. Copy in the root directory of your USB 2.0 memory stick the file app_mini_usb.bin;
2. Switch on mediaMAX MINI. Access to "Setup" menu → "System" → and go to "Firmware upgrade" option, but **DON'T** confirm this option with "OK".



3. In this moment, insert USB 2.0 memory stick into the field strength meter. If it has been inserted correctly and detected by the mediaMAX MINI, next screen will appear:

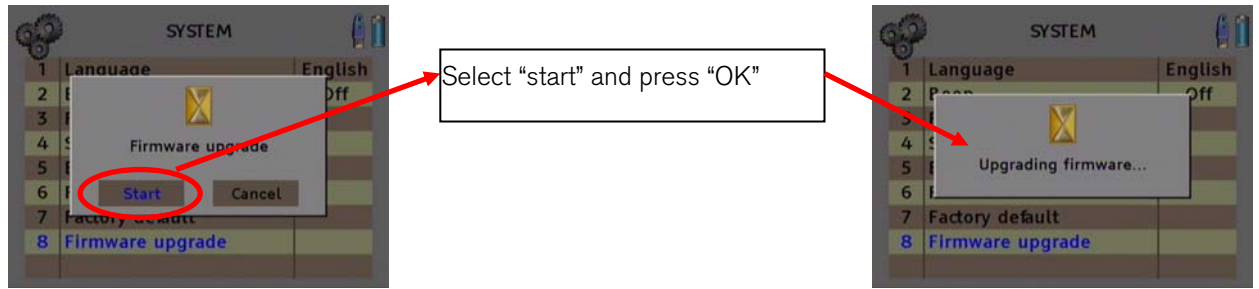


USB 2.0 connector at mediaMAX MINI's lateral side



USB 2.0 detected by mediaMAX MINI

4. Confirm the "Firmware upgrade" option using "OK". Next screen will appear:



5. Once the upgrading has finished, the mediaMAX MINI will automatically re-boot. After this step, mediaMAX MINI will have last firmware version installed.